

VIVOTEK Bullet Series **AM-523 Adapter Plate for Junction Box**

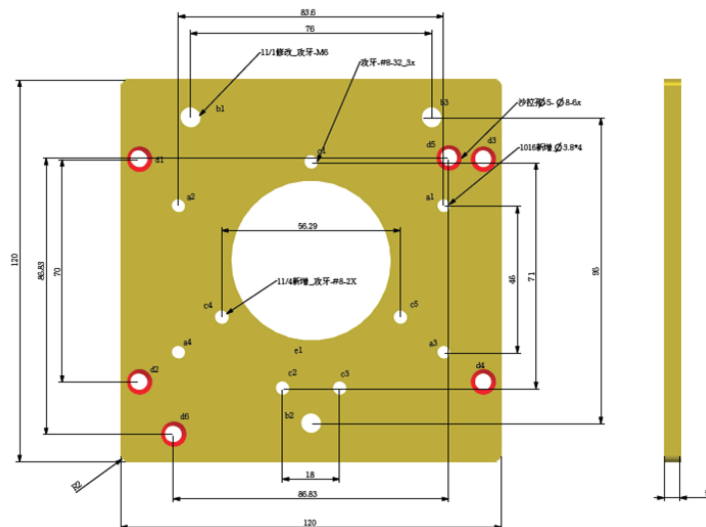
Installation Guide

Rev. 1.1

Revision History

- Rev. 1.0: Initial release.
- Rev. 1.1: Added IB8369 to the support list.

AM-523 Adapter Plate Mechanical Drawing



Package Contents

- Adapter plate for junction box
- Screws: 4x flathead countersunk 6# x12; 3x pan head M6 x6; 5x flathead countersunk 8# x1/2"

Compatible VIVOTEK Cameras

Bullet series	Large bullets: IP8371E, IP8355EH, IP8365EH, IP8372, IP8361 Medium bullets: IP8362, IP8335H, IB8369, IB8373-EH, IB8381(-E)
---------------	--

You may also refer to VIVOTEK's website for the list of supported models. Support for other models can be available through time.

II

Installation






1. Install the adapter plate to different types of 4" junction boxes using the included screws as shown below.



Flat head
6# x12 NI



Countersunk head
8# x1/2 (drill point)




2. Secure the camera mounting plate to the adapter plate as shown below.


IP8372, IP8371E, IP8355EH, IP8365EH,
IP8361, IB8373-EH, IB8381(-E)



Pan head M6 x6 NI



IP8362, IP8335H



IB8369



3. Refer to the camera's Quick Installation Guide for the rest of the installation instructions.